



www.gametube.hk Email:hominggame224@gmail.com Whatsapp:0086-18688409495



Homing Game Crazy Shooter Gun shooting arcade game machine manula Instructions

During the game and free time, the following information is displayed:



There are three keys on the keypad, namely: (MOVE) move key, (ENTER) modify/enter key and (SERVICE) key.

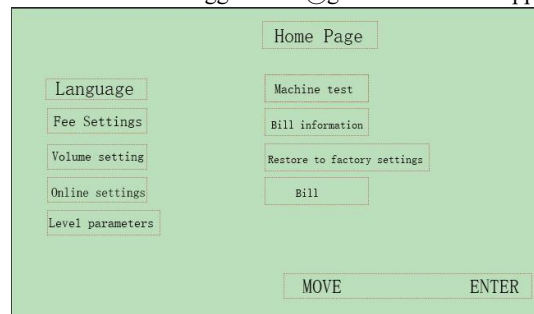
Move key: when setting the interface, it is used to move the option of switching the menu. When pressing this key in the game interface, you can play a game for free;

Modify/Enter key (hereinafter referred to as Enter key): Press this key in the game interface to enter the setting interface. When setting the interface, press this key to enter the next menu of the corresponding option. When entering the bottom menu, press this key to modify the contents of the corresponding option. When the "Exit" option in the main menu interface is selected, press this button and the program will switch to the game interface.

Service key: in the game interface, if you want to make up the lottery ticket, press this key to make up the lottery ticket for the player. If the motor of the motor drive board reports an error and is repaired, press this key to restore the normal operation of the motor.



www.gametube.hk Email:hominggame224@gmail.com Whatsapp:0086-18688409495



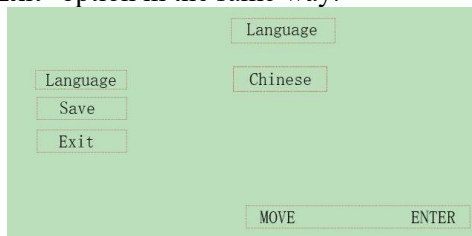
During the game mode, if you press the test key, the system will enter the setting interface:

0. Language/ language



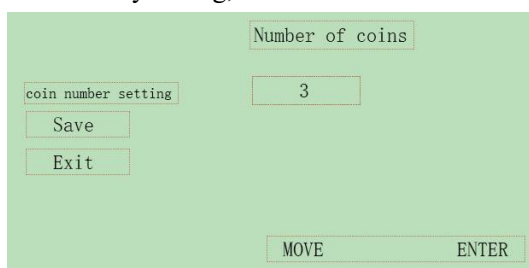
www.gametube.hk Email:hominggame224@gmail.com Whatsapp:0086-18688409495

The default language is Chinese. If you want to switch to English, when choosing a language, you can switch to the "Language" option by moving the key and pressing the Enter key to switch the language you want to set. Then press the Move key to switch to the "Save" option, press the Enter key to save, and operate the "Exit" option in the same way.



1. Charge setting

The charge setting is the currency setting, which can be set from 0 to 30 currencies per game.



0 means free games, and the default value is 3 yuan for each game.

2. Volume setting

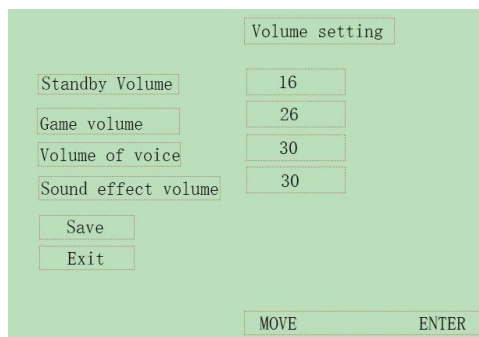
3. Volume setting includes four options: standby volume, game volume, voice volume and sound volume. The settable range is 0~30, where 0 means the sound is turned off and 30 means the sound is maximum.

① Standby volume refers to the volume of the game in standby background, and the default value is 16;

② The game volume refers to the volume of the game in the game background, and the default value is 26;

(3) Voice volume refers to the volume of speech, and the default value is 30;

(4) the sound volume refers to the sound volume, the default value is 30;



4. Online setting

5. Online settings include three options: local ID number, type (master/slave) and total online number.

① The ID number of this machine is the ID number of the current machine. The period range can be set from No.1 to No.6, and the default value is No.1;

② The type (master/slave) is to set the current machine as the master or slave. If it is set as



www.gametube.hk Email:hominggame224@gmail.com Whatsapp:0086-18688409495
the master, the machine will control other machines when online, and only one machine in each



www.gametube.hk Email:hominggame224@gmail.com Whatsapp:0086-18688409495

online group can be set as the master and the others as the slave, otherwise the machines will not operate normally. If it is set as a slave, it will be controlled by the host computer in online games. The default value is slave;

(3) online total number is used to set the actual online number. For example, if there are 4 online machines, set this option to 4, and all machines should be set to No.1 ~ No.4 respectively. Note: This item is set by the host machine. The default is six.

Volume setting	
Standby Volume	16
Game volume	26
Volume of voice	30
Save	
Exit	
MOVE ENTER	

6、Checkpoint parameter

7、 The level parameters include the settings of the scores, time and lottery number parameters of the 1st to 7th levels, including the number of grand prize lottery tickets, grand prize scores, lottery functions, online game time, the percentage of other players' lottery tickets won by the champion during online competition, the default settings of restoring, saving and clearing the bill, and the default parameters are as shown below.

(1) setting the scores, time and lottery number parameters of the first to seventh levels, wherein the scores and lottery parameters of the levels are applicable to both single-player and online games, and the time parameters are only for single-player games;

② The number of grand prize lottery tickets is the number of grand prize lottery tickets obtained when the total score of the game reaches the first to seventh level and the total score of the prize score is increased;

③ The grand prize score is actually the score integrated into the seventh level. When the score only reaches the first to seventh level, the number of lottery tickets in the first to seventh level will be spent. If the total score reaches the first to seventh level at the end of the seventh level game and the total score of the prize score is increased, the number of grand prize tickets+the number of lottery tickets in the first to seventh level will be awarded.

(4) The lottery function is used to turn on or off the lottery output. If this item is off, the lottery will not be output and the lottery will not be accumulated. If it is on, the corresponding lottery number will be output.

⑤ Online game time refers to the total time of online game. If this time is adjusted, the corresponding level score should also be adjusted, otherwise it will be easy or difficult to win the grand prize;

⑥ In online competition, the percentage of lottery tickets won by champions from other players is used to adjust the percentage of lottery tickets won by champions from other online players;

⑦ Restore Default is used to restore the default values of the above parameters. When this option is selected, the Enter key must be pressed for a long time to take effect to avoid misoperation;

⑧ Save and clear the bill is used to save the above newly set parameters, and clear the bill is



www.gametube.hk Email:hominggame224@gmail.com Whatsapp:0086-18688409495
to achieve the purpose of not confusing the bill.



www.gametube.hk Email:hominggame224@gmail.com Whatsapp:0086-18688409495

Level score time lottery number setting			
	Score	Time (seconds)	Lottery number
The first level	12	20	1
The second level	8	13	2
The third level	12	20	2
The fourth level	8	10	3
Fifth level	12	15	3
Sixth level	8	11	6
The seventh level	10	16	8
Total statistics	70	105	25
Number of big prize lottery tickets	500	Grand prize score	5

Lottery function

Close

Online game time

50 seconds

During online competition, the champion gets a percentage of other players' lottery tickets

10%

Restore default

Save and eliminate the bill

Exit

MOVE

ENTER

8、Machine testing

9、 Used for input and output testing during machine testing, including one-key testing and the state of each input key. The default state is shown below.

① One-key test: when it is switched to the open state, the corresponding state is output, and the state of each part of the machine is judged by the output corresponding state, and the corresponding text prompt will appear on the screen at the running stage;

② Input status is to detect the corresponding status of each input component at present. By operating each component, the status of the corresponding component will appear on the screen. For example, if you press the stand-alone key, the stand-alone key will display "ON" on the right side, otherwise it will display "OFF". When the target is to be tested, it is necessary to pull the trigger and aim the cursor at the bull's-eye of the target. If the corresponding target shows "ON", the target is normal, otherwise, the target is abnormal.

Input output test			
One-click test		Close	
Exit			
Coin mechanism 1	OFF	trigger key	OFF
Coin mechanism 2	OFF	Cancel ticket key	OFF
Coin mechanism 3	OFF	Target 1	OFF
Single key	OFF	Target 2	OFF
Online key	OFF	Target 3	OFF
		Target 4	OFF
		MOVE	ENTER

10、Billing information

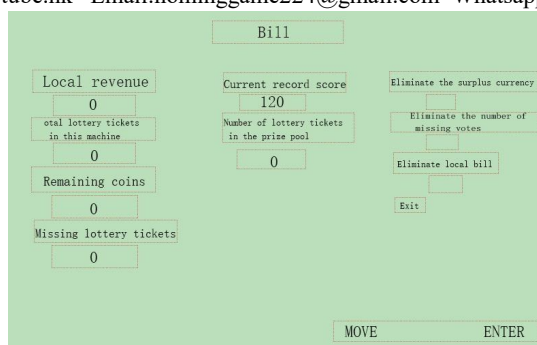
The bill includes the following options: local income, local total lottery ticket number, remaining currency number, short lottery ticket number, current record score, lottery ticket number stored in prize pool, clearing remaining currency, clearing short lottery ticket number and clearing local bill. The default values are as follows.

① Local income, local total lottery ticket number, remaining currency number, lottery ticket number missing, current record score and lottery ticket number stored in prize pool are mainly used to record the bill-level parameters of the corresponding options, and operation information can be known by checking the bill;

② Clearing remaining currency, clearing missing votes and clearing local bills are used to clear the records of corresponding options.

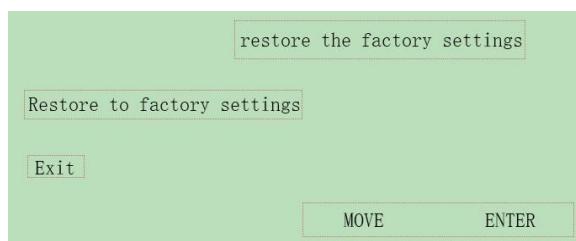


www.gametube.hk Email:hominggame224@gmail.com Whatsapp:0086-18688409495



11、Return to factory

12、 The factory settings are restored to facilitate the operator to restore all parameters to the system default values, and at the same time, all billing records will be cleared. The interface is shown below.



13、error code

14、 The following is the meaning of the error code and the solution.

Error code	problem description	solution
E1	Coin slot 1 error	Check whether the SW1 dial of the coin dispenser is set to the position of "No."
E2	Communication between main control board and motor drive board failed.	1、Check whether the connecting wire between J8 socket of the main control board and J5 of the motor drive board is damaged or broken. 2、 Check whether the 485 chips on these two boards have been burnt out.
E3	Lottery error	1、 The lottery machine is short of lottery tickets. Please add lottery tickets to the lottery machine. 2、 Please handle the ticket card of the lottery machine. 3、 Check the wiring of the lottery machine
E4	Motor 1 error	Check the connection between the motor and the optical eye at the corresponding position.
E5	Motor 2 error	
E6	Motor 3 error	
E7	Motor 4 error	
E8	Motor 5 or central optical eye error	
E9	Coin slot 2 error	Check whether the SW1 dial of the coin dispenser is set to the position of "No."
E10	SYSTEMERROR	Please send the motherboard back to the factory for inspection and maintenance.